


MUSIC KNOWLEDGE ORGANISER – Glockenspiel Stage 1

	<u>Definition</u>
Improvise	To make up a tune and play it on the spot. There is an assumption that it can never be recreated.
Compose	Creating and developing musical ideas and 'fixing' them.
Pulse	The regular heartbeat of the music; its steady beat.
rhythm	Long and short sounds or patterns that happen over the pulse.
Pitch	High and low sounds.
tempo	The speed of the music; fast or slow or in – between.
Dynamics	How loud or quiet the music is.
Structure	Every piece of music has a structure e.g. an introduction, verse and chorus ending.
melody	Another name for a tune.
notation	The link between sound and symbol.

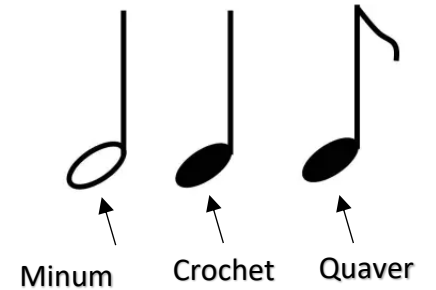
Notation



staff



Treble clef



Minum

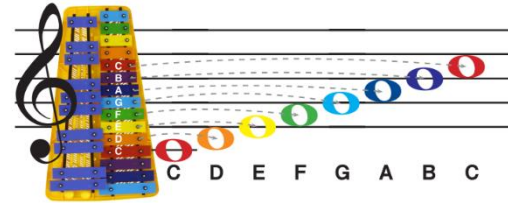
Crochet

Quaver

Glockenspiel

Notes:

E
D
C
F



Improvise with Dee Cee's Blues using notes C + D

Compose using the notes C, D, E and F

Learn to play these tunes:

Easy E
Strictly
Play Your Music
Drive
Dee Cee's Blues
What's Up
D-E-F-initely
Roundabout
March of the Golden Guards
Portsmouth

To perform simple rhythmic and musical parts, beginning to vary the pitch with a small range of notes.
To think about others when performing
To create simple rhythmical patterns that use a small range of notes.
To listen with attention and begin to recall sounds.
To begin to understand how different musical elements are combined and used to create an effect.

Perform and share:

Class performance including introduction.
Children to explain to their audience how they have learnt their music and why.
Performance to be recorded and evaluated.

Our final performance included:

- Improvisations
- Instrumental performance
- Compositions